



ICONIC
AUSTRALIAN HARDWOOD

PASSION &
DEDICATION
SINCE 1989

INSTALLATION GUIDE FOR ICONIC HARDWOOD DECKING

A 'MUST READ GUIDE' BEFORE FITTING YOUR DECKING BOARDS

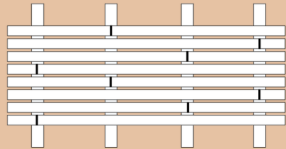
1 DECKING OIL



- Refer to tin for instructions
- Pre-coat all four sides & ends
- Allow oil to dry before use

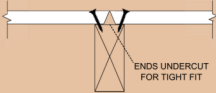
2 STAGGER JOINS

Stagger joins across multiple joists

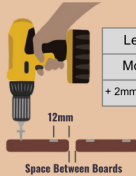


3 UNDERCUT ON BUTT ENDS

- A slight undercut on ends for a tight fit
- Use 10G stainless steel screws
- Pre-drill holes
- Screw holes 12mm from edges / ends



4 SPACE BETWEEN BOARDS



Less than 90mm	4mm
More than 90mm	6mm
+ 2mm to any deck 40cm off the ground	

Space Between Boards

5 CLEAN THE DECK



Clean the deck by using a soft bristled broom

6 APPLY TOP COAT OF OIL



Ensuring all screw holes are coated
Re-coat every 6 - 12 months depending on application

ACQ®
H3 TREATED



All residential decks must meet the relevant building standards applicable. Baywood decking is to be installed in applications meeting the requirements of the following Data Sheets and Standards:

- Queensland Timber – Residential Timber Decks Technical Data Sheet
- Australian Standard 1684: Residential Timber – Framed Construction
- AS1720: Timber Structures – Design Methods

For further information,
please contact Baywood on
(07) 4123 3455 or visit
www.baywood.com.au



BAYWOOD



ICONIC
AUSTRALIAN HARDWOOD

**PASSION &
DEDICATION
SINCE 1989**

FREQUENTLY ASKED QUESTIONS

WHY USE ICONIC HARDWOOD DECKING?

ICONIC Hardwood Decking is excellent value for money, easy to install and offers the charming look and feel of natural timber that just can't be replaced. Unlike plastic and steel, timber is the world's most environmentally-friendly building product. It is natural, reusable, recyclable and sustainable. Being 100% Australian timber, it is a refreshing alternative to imported rainforest timbers like Merbau.

WHAT IS ACQ?

ACQ® E preservative is a waterborne, Alkaline Copper Quaternary preservative system developed to provide long-term protection of wood exposed in exterior applications.

ACQ system is based on the well-established effectiveness of Copper combined with an organic quaternary compound and is applied to wood by pressure treatment. Copper and quaternary compounds are effective fungicides and termiticides. Together they provide protection against a broad spectrum of decay fungi, borer and termites.

- ✓ Water-soluble
- ✓ Chromium and arsenic free
- ✓ Long lasting protection against insects and decay fungi

WHICH DECKING OIL SHOULD I USE?

Key points we recommend when coating ICONIC Hardwood Decking:

- Choose a good quality oil (we highly recommend our QCOAT Outdoor Timber Oil) that will enhance the natural colour already present, e.g. Natural, Merbau and jarrah coloured coatings.
- Avoid cheap oils that form a hard, inflexible coating as they tend to crack and peel - exposing the timber.
- Avoid clear varnishes as sunlight can cause the timber to turn grey underneath the coating.

WHY DO I NEED TO PRE-COAT ALL SIDES?

Pre-coating timber decking on all 4 sides before installation is of paramount importance to prevent moisture absorption from above and below the deck. An increase in moisture content leads to excessive swelling, and rapid loss of moisture leads to twisting, cupping and splitting.

HOW DO I MAINTAIN ICONIC HARDWOOD DECKING?

A simple clean down with a soft bristle broom will remove most dirt and debris. Avoid excessive wetting and pressure cleaners. Like any timber, ICONIC Hardwood Decking will need re-coating to maintain optimum protection. The time-frame to reapply will vary depending on the type of exposure. Regularly monitor for signs of colour loss, dryness and weathering.

